



আর এফ এল

**GEYSER**

*Touch of Warm Water...*

Healthy  
Warm Shower



PRODUCT CATALOGUE-2022

# ABOUT RFL

---

PRAN-RFL Group was founded by **Major General Amjad Khan Chowdhury (Retd.)** in 1981 with a vision to leveraging the farmer in irrigation as well as ensuring drinking water through Water Pump & Tubewell. After that it commenced its operation in different categories and started plastics line in 2013.

RFL started its journey with cast iron (CI) products in 1980. Initially the main objective was to ensure pure water and affordable Irrigation instruments for improving Rural Life. Today the company has wide ranges of CI & Metal products like- Water Pump, Tubewell, Bearing, Gas Stove, Kitchen Sink etc. and has achieved the prestige of being the largest cast iron foundry and light engineering company in Bangladesh.

With a vision to serve the common people of Bangladesh with quality products RFL diversified its operation into PVC category in 1996 and in plastic sector in 2003. At present it is the market leader in all these three sectors- Cast Iron, PVC and Plastic in the country. Sizeable amount is also exported to different countries. The company is equipped with in-house R&D facilities to design and develop new products. A well organized own testing laboratory is used to ensure quality products. RFL has been awarded with BSTI certificate and ISO-9001 Certificate for its strict compliance with the standard set by both organizations.

---



# CONTENT

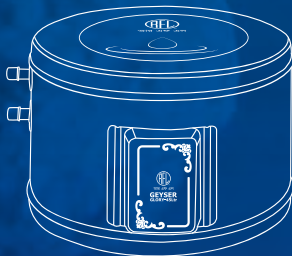
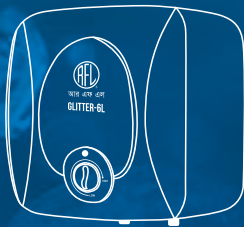
---

INTRODUCTION .....	3
MANUFACTURING PLANT .....	4
WHAT'S INSIDE .....	5
WHY RFL GEYSER & WATER HEATER .....	6-7
SMART APPS CONTROL TYPE GEYSER .....	8-10
HYBRID GEYSER .....	9
ROBOT GEYSER .....	10
VERTICAL MOUNTED TYPE GEYSER .....	11-16
ROBARD GEYSER .....	12
ROYAL GEYSER .....	13
ROBAST GEYSER .....	14
GLITTER GEYSER .....	15-16
HORIZONTAL WALL MOUNTED TYPE GEYSER .....	17-18
ROLAND .....	18
MULTI-INSTALLATION TYPE .....	19-20
GLAMOUR GEYSER .....	20
CEILING/FLOOR MOUNTED TYPE GEYSER .....	21-24
GLORY GEYSER .....	22
GLOSSY GEYSER .....	23
GLAZE GEYSER .....	24
INSTANT GEYSER-SWIFT .....	25
INSTANT WATER HEATER .....	26-28
PRESTIGE DIGITAL HEATER .....	27
COMFORT & LUXURY HEATER .....	28
DIGITAL SHOWER MIXER-SPLASH .....	29

---

# INTRODUCTION

Heating water manually is and always will be a hassle that no one wishes for. So, to fulfill the wish of hassle-free warm water RFL started manufacturing Geyser & Water heater from year 2016. RFL is the largest manufacturer of Geyser & Water Heater in Bangladesh. We are now serving the market with 14 types of geyser & water heater including apps control geyser as well as working for continuous innovation according to people's need. RFL has water heaters and geysers with smart alert system that does not let your water become too hot for you to use so that you can always be relieved and enjoy warm water without any stress.





# MANUFACTURING PLANT

## PRESS SHOP

- Automatic Hydraulic Presses for deep drawing of steel sheets for making end covers of tanks
- Automatic system ensures high productivity and consistency in parts



## WELDING SHOP

- Best technologies to ensure fool proof welding joints for years of trouble free service
- Welding of end caps and shells in an automatic MIG/Plasma welding line
- Each welded tank is tested for leakage at high pressure



## WET ENAMEL TECHNOLOGY

- Fully automatic shot blasting machine to remove impurities and oxides
- Swiss made fully automatic wet enamel coating machine
- Baking of coated tanks in PLC controlled, electric furnace for fusion of enamel and steel ensuring longer life



## AUTOMATIC OUTER BODY COATING

- Most advanced outer body Coating by Automatic Power Spray
- CNC Controlled Automatic Gas Furnace
- Before Coating Making Phosphating for make this Rust Proof



# WHAT'S INSIDE



## 1) HIGH QUALITY HEATING ELEMENT

Offers superior heating performance with extended life span and minimum energy losses.  
(Available with glasslined/incoloy/copper selections)

## 2) HEAVY DUTY INNER TANK

Made by ultra thick super cold-rolled steel plate with 2mm thickness.

## 3) BLUE DIAMOND ENAMEL COATING LAYER

All models are equipped with ultimate protection against rust and corrosion. Blue diamond layer (0.5mm) provides several times the corrosion resistance compared to standard inner tank designs.

## 4) HEAVY-DUTY/G-TECH ANODE ROD

With steel cor, protects blue diamond tank from rust and corrosion.

## 5) ENERGY SAVING HIGH DENSITY FOAM INSULATION

CFC free, complete protection design against radiant heat loss (up to 25% thicker than normal insulation design).

## 6) WATER TUBES WITH WHIRLFLOW 2/3

Ensure no immediate direct contact between cold & hot water for a faster heating and maximum energy saving effect. A further improvement based on classic whirlflow design up to 20% more hot water output.

## 7) MULTIFUNCTIONAL SAFETY VALVE

Automatically relieves and discharges water in case the temperature or pressure overshoots the preset limits. Also targets a quick startup under extreme pressure conditions from pressure of 0.005MPa to 0.8Mpa.

## 8) SERVICE PANEL

Anti-scratch and immersed lock design, provides convenient way for part replacement.

## 9) ADJUSTABLE TEMPERATURE

"One-hand" pilot design, allows a temperature setting between 25°C to 75°C

## 10) 5-BOLT FLANGE

Provides an easier way for product maintenance.

## 11) KNOB

## 12) TEMPERATURE METER

# WHY? RFL GEYSER & HEATERS

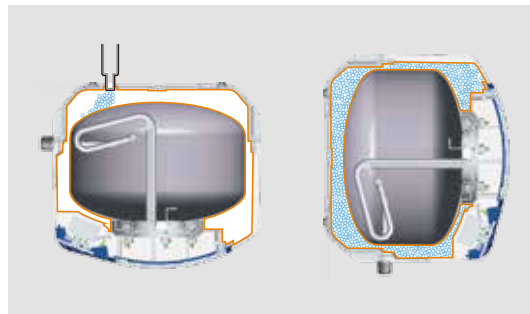
## IMPROVED ENERGY SAVING

### Polyurethane/Cyclopentane Foam

CFC free, complete protection design against radiant heat loss. (Up to 25% thicker than normal insulation design)

### S.L.O.T II

Crust structure optimized with 2nd generation of SLOT (Standing Loss Optimization Technology), Contributes to minimum standing loss performance while keeping product in original sleek design.



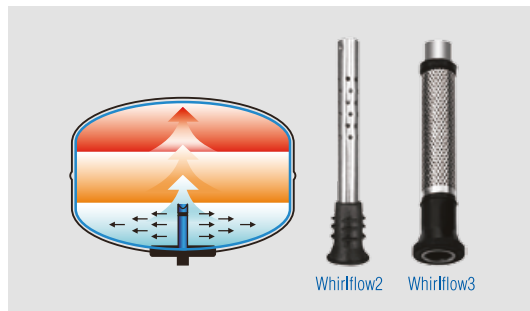
## MORE HOT WATER

### Whirlflow Technology

With patented whirlflow 3 design, cold water is marshalled at the bottom while hot water flow is being pushed up to upper scape. It avoids immediate direct contact between cold & hot water flow for a faster heating and optimized energy saving effect.

Whirlflow2 is with 15% more hot water output.

Whirlflow3 is with 20% more hot water output.




## OVERHEAT PROTECTION

### Dry Heating Prevention

Stops heating process to prevent dry heating and further protects the life of heating element when there's little water left and product is overheated.

### Double Wires Cutout


Disconnects both Null & Fire wire connections for a complete safety of product usage when water temperature overshoots.



## G-TECH RESISTOR MAGNESIUM ANODE

### With Extra Embedded Resistance

The G-Tech resistor magnesium is our brand-new feature with extra embedded resistor. It provides an over five times longer life in compare to regular one with a thorough protection to inner tank from rust and corrosion. Highly recommend for markets with water quality under extreme conditions.



## HIGH HYDRAULIC PRESSURE PROTECTION

### Over Pressure Prevention

Self releases inner tank pressure when it exceeds 0.8MPa and further prevents water backflow in case of no water supply to ensure the safety of performance.



## TOP QUALITY HEATING ELEMENTS

Scale and sediment build up on the surface of standard elements leads to electricity waste and premature failure. Our imported enameled element helps to prevent sediment formation and extend the life span of the products.

### Incoloy 800, Incoloy 840 Heating Element


The imported incoloy heating element is highly sought after due to its excellent ability to resist both oxidation and carbonization in high-temperature settings. What's more it staves off erosion in a number of aqueous atmospheres including the most extreme water conditions. These features have made incoloy element an industrial recognition and the image of superior quality.

### Copper Heating Element

Compared to regular stainless steel heating element, it offers a stronger resistance to both acid and alkaline substance, also it has better longevity and a better proof to rust and scale formation.

### Dry heating element with Enameled Flange

Special blue coating enamel flange prevents limescale adhering and limestone formation. Long life span of heating element due to absence of limescale and no direct contact with water.



## BLUE DIAMOND INNER TANK

### With Exclusive Single Weld Line Design

A. Provides several times the corrosion resistance and anti-rust effects compared to standard inner tank designs.

B. Single weld line on the inner tank, reduces over 67% of water leakage risk.

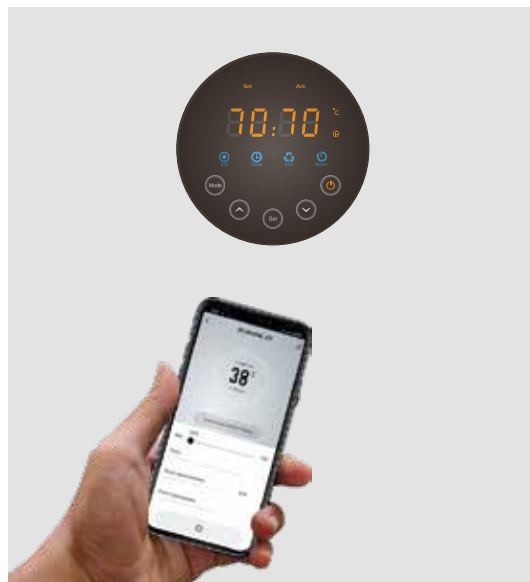
C. A Die-Hard life span. Pass through multiple testings including: Aciduric test: 15% vitriol/48 hours, Anti-alkaline test: 20% brine/15 days, Fatigue test: 0.2~0.8MPa, Repeat 3,00,000 times (UL Standard: 1,00,000 times) Environment synchronization test.



## SMART DIGITAL SYSTEM

### Design For Intelligent Life

STD/Timer/ECO/Anti Backteria modes smart system designed for hot water supply anytime, touch button/smart Wi-Fi system brings fantastic appearance and enjoyable operation, and programmed model can follow your habit to provide hot water timely. All the smart ideals are designed for your intelligent and ECO life, and anti-bacteria function will be a safeguard for your family.





# SMART APPS CONTROL TYPE GEYSER

---



**SMART  
WI-FI  
CONTROL**  
Technology



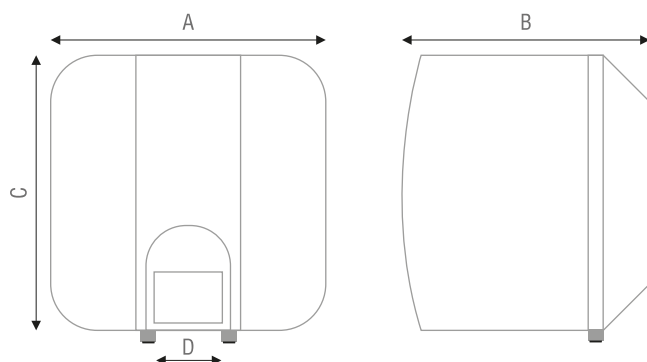
# ELECTRIC APPS CONTROL GEYSER HYBRID



## SPECIFICATION:

- Type : Vertical series
- Adjustable water temp. : 30°C to 75°C
- Rated pressure : 8BAR
- Water proof degree : IPX4
- Wifi and remote control
- Can on-off from anywhere by apps
- 5 Star energy savings
- 4 Mode of power setting
- Triple safety protection
- Blue diamond enamel coated tank
- Digital display
- 2 years warranty

## PRODUCT SIZE



A - Length: 445 mm/17.52 inch

B - Width: 445 mm/17.52 inch

C - Height: 410 mm/16.14 inch

D - Inlet/Outlet Distance: 100 mm/3.94 inch

## TECHNICAL DATA

CODE	CAPACITY	POWER	VOLT/FREQUENCY
960154	30 Liter	1500-3000 Watt	220V/50Hz

## FEATURES:

	Advanced LED Digital Display		Abs Rust Free Body
	Control Type WIFI & Remote		Triple Safety System
	Four Heating Mode		Whirlflow 3 Technology
	Polyurethane Insulation		Blue Diamond Enamel Coating
	Down Inlet/outlet		Multifunctional Valve
	Thermal Cutout		5 Star BEE Standard
	Low Power Consumption		

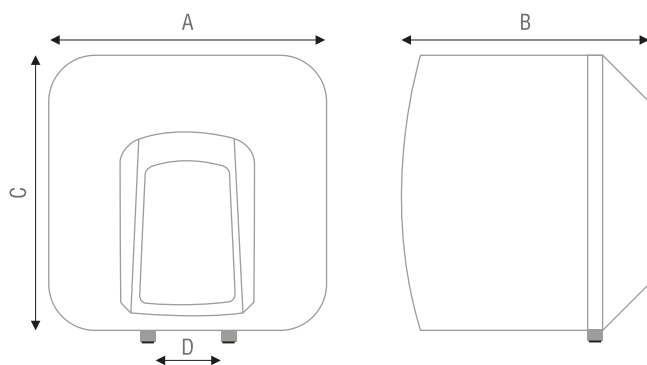
# REMOTE CONTROL GEYSER ROBOT



## SPECIFICATION:

- Type : Vertical series
- Control type : Remote/Button
- Volt : 220V~
- Frequency : 50Hz
- Watt : 2000W
- Adjustable water temp. : 25°C to 75°C
- rated pressure : 0.8MPA
- Water proof degree : IPX4
- 2 years warranty

## PRODUCT SIZE



A - Length: 435 mm/17.12 inch

B - Width: 435 mm/17.12 inch

C - Height: 370 mm/14.56 inch

D - Inlet/Outlet Distance: 100 mm/3.94 inch

## TECHNICAL DATA

CODE	CAPACITY	POWER	VOLT/FREQUENCY
868818	30 Liter	2000 Watt	220V/50Hz

## FEATURES:

	Advanced LED Digital Display		Triple Safety System
	Remote Control Operation		5 Star BEE Standard
	Set Alarm		5 Star Energy Saving
	Four Heating Mode		Blue Diamond Enamel Coating
	Low Power Consumption		Multifunctional Valve
	Down Inlet/outlet		Thermal Cutout
	Beep After Water Warm		Whirlflow 3 Technology
	Abs Rust Free Body		Polyurethane Insulation

# VERTICAL WALL MOUNTED TYPE **GEYSER**

---



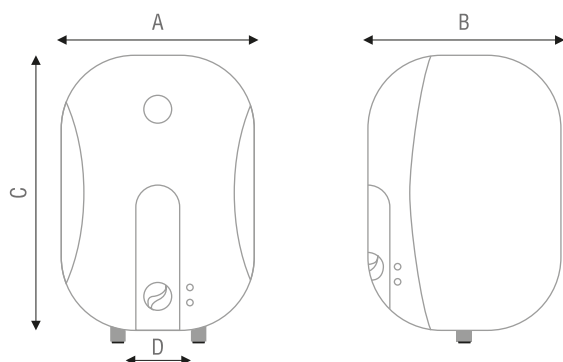




## SPECIFICATION:

- Type : Vertical wall mounting
- Volt : 220V~
- Frequency : 50Hz
- Watt : 2000W
- Adjustable water temp. : 30°C to 75°C
- Rated pressure : 0.02~0.8MPA
- 2 years warranty

## PRODUCT SIZE



- A - Length: (10L) 280 mm/11 inch - (15L) 320 mm/12.6 inch  
 B - Width: (10L) 283 mm/11.14 inch - (15L) 324 mm/12.75 inch  
 C - Height: (10L) 432 mm/17 inch - (15L) 460 mm/18.11 inch  
 D - Inlet/Outlet Distance: 100 mm/3.94 inch

## TECHNICAL DATA

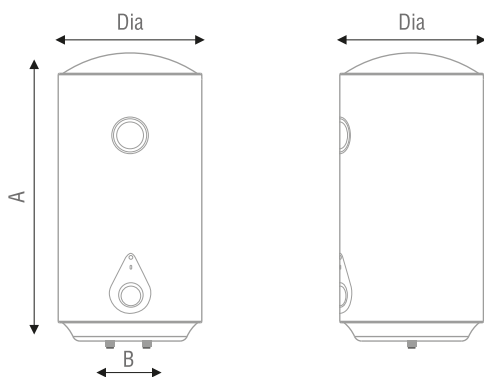
CODE	CAPACITY	POWER	VOLT/FREQUENCY
960155	10 Liter	2000 Watt	220V/50Hz
960156	15 Liter		

## FEATURES:

- Fast Heating
- Triple Safety System
- Adjustable Thermostat
- Heavy Duty Protective Magnesium Anode
- Incoloy Element 840
- High Working Pressure
- 5 Star Energy Saving
- Multifunctional Safety Valve
- Adjustable Knob
- Heavy Duty PUF Insulation
- Preset Thermal Cut Out
- Blue Diamond Enamel Coating



## PRODUCT SIZE



Dia - Ø410mm/Ø16.14 inch

A - Height: (30L) 473mm/18.62 inch - (50L) 620mm/24.4 inch

B - Inlet/Outlet Distance: 100 mm/3.94 inch

## TECHNICAL DATA

CODE	CAPACITY	POWER	VOLT/FREQUENCY
868819	30 Liter	2000 Watt	220V/50Hz
868820	50 Liter		

## SPECIFICATION:

- Type : Vertical wall mounting
- Volt : 220V~
- Frequency : 50Hz
- Watt : 2000W
- Adjustable water temp. : Ambient to 75°C
- Rated pressure : 0.8MPa
- Water proof degree : IPX4
- 2 years warranty

## FEATURES:

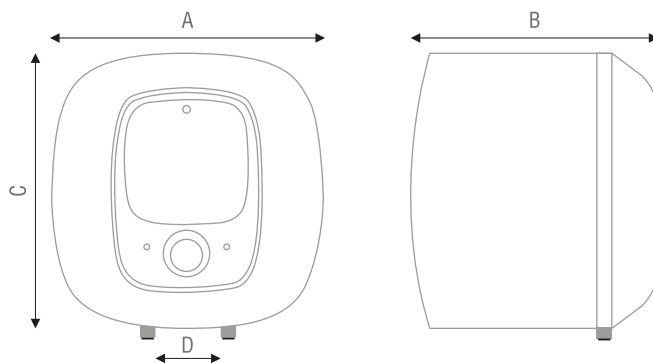
	Big Control Panel with Knob		Heating Pilot Lamp
	Temperature Meter		Enamelled Inlet/outlet
	Thermometer Disp		Down Inlet/outlet
	Adjustable Thermostat		Thermal Cutout
	Low Power Consumption		Blue Diamond Enamel Coating
	Whirlflow 3 Technology		Single Weld Line
	Magnesium Anode		Resistor MG Anode
	High Working Pressure		Multifunctional Valve
	MFV (Extreme Condition)		Polyurethane Insulation



## SPECIFICATION:

- Type : Vertical wall mounting
- Temperature range : 30°C to 75°C
- Working pressure : 0.02 ~ 0.8MPA
- Decorative shock proof ABS body
- High precision thermostat control 30°C to 75°C
- Preset thermal control with heavy duty protective
- Magnesium anode ideal for hard water areas
- Glass line coated water tank
- Analog type thermostat control
- Adjustable thermostat setting knob for energy saving
- High density cfc free puf insulation saving over 45% electricity
- Suitable for high rise apartments
- 2 years warranty

## PRODUCT SIZE












A - Length: (10L) 345mm/13.58inch - (20L) 385mm/15.15inch

B - Height: (10L) 345mm/13.58inch - (20L) 385mm/15.15inch

C - Height: (10L) 294mm/11.57inch - (20L) 309mm/12.16inch

D - Inlet/Outlet Distance: 100 mm/3.94 inch

## FEATURES:

 High Pressure	 Triple Safety System
 Single Weld Line	 Preset Thermal Cutout
 Heavy Duty Protective Magnesium Anode	 Thermostat
 Heavy Duty Puf Insulation	 Incoloy Element
 Multifunctional Safety Valve	

## TECHNICAL DATA

CODE	CAPACITY	POWER	VOLT/FREQUENCY
961019	10 Liter	2000 Watt	220V/50Hz
961020	20 Liter		

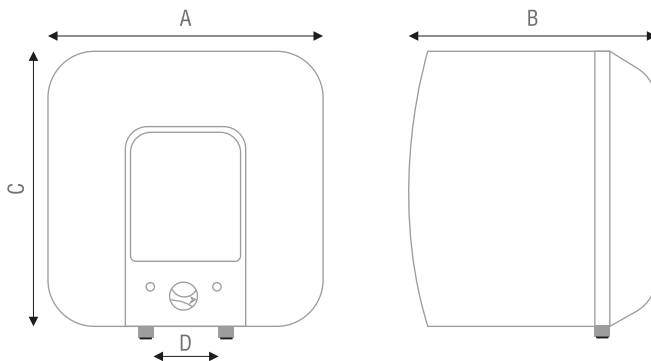
# GEYSER GLITTER



## SPECIFICATION:

- Type : Vertical wall mounting
- Temperature : Max 75°C
- High impact resistant ABS body
- IPX4 water proof
- Suitable for both bathroom & kitchen
- Under or above sink installation facility
- Adjustable water temperature
- Low power consumption
- Triple safety protection
- Auto stop after warm
- 2 years warranty

## PRODUCT SIZE



A - Length: (20L) 385mm/15.15inch - (30L) 435mm/17.12inch

B - Width: (20L) 318mm/12.52inch - (30L) 385mm/15.15inch

C - Height: (20L) 385mm/15.15inch - (30L) 435mm/17.12inch

D - Inlet/Outlet Distance: 100 mm/3.94 inch

## TECHNICAL DATA

CODE	CAPACITY	POWER	VOLT/FREQUENCY
828110	20 Liter	2000 Watt	220V/50Hz
828111	30 Liter		

## FEATURES:

	Blue Diamond Enamel Coating		Triple Safety System
	Single Weld Line		High Working Pressure
	Magnesium Anode		Thermal Cutout
	Whirl flow Technology		Pilot Lamp
	Temperature Control Knob		Enamelled Inlet/outlet
	Polyurethane Insulation		5 Star BEE Standard
	Multifunctional Valve		5 Star Energy Saving



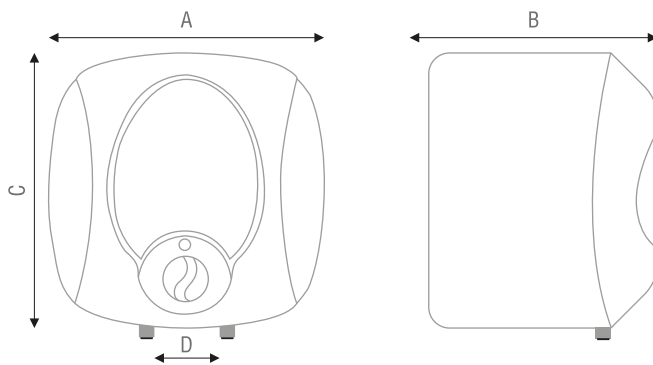
# GEYSER GLITTER



## SPECIFICATION:

- Type : Vertical wall mounting
- Adjustable water temp. : Ambient to 75°C
- Protection : IPX4 water proof
- Under above sink installation facility
- Triple safety protection
- High impact resistance ABS body
- 2 years warranty

## PRODUCT SIZE













A - Length: (20L) 270mm/10.63inch

B - Width: (20L) 270mm/10.63inch

C - Height: (20L) 255mm/9.84inch

D - Inlet/Outlet Distance: 100 mm/3.94 inch

## FEATURES:

- |   |   |   |                         |
|---|---|---|-------------------------|
|  | Blue Diamond Enamel Coating                       |  | Triple Safety System    |
|  | High Precision Thermostat                         |  | High Working Pressure   |
|  | Multiple colour for outer shell and service panel |  | Polyurethane Insulation |
|  | Under or above sink available                     |  | Magnesium Anode         |
|  | Temperature Control Knob                          |  | MFV (Extreme Condition) |
|  | Low Power Consumption                             |  | Multifunctional Valve   |
|  | Pilot Lamp  |   |                         |

## TECHNICAL DATA

CODE	CAPACITY	POWER	VOLT/FREQUENCY
868817	6 Liter	2000 Watt	220V/50Hz

# HORIZONTAL WALL MOUNTED TYPE **GEYSER**

---



# DIGITAL DISPLAY GEYSER

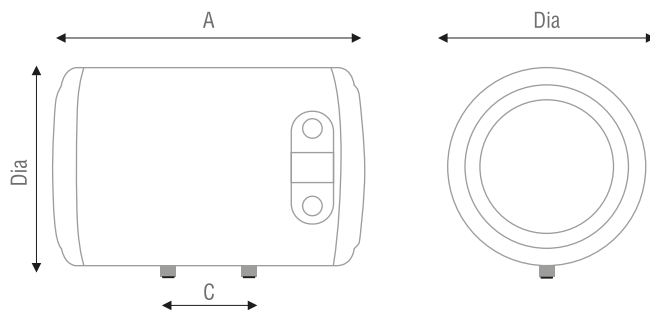
## ROLAND



### SPECIFICATION:

- Type : Horizontal series
- Adjustable water temp. : Ambient to 75°C
- Rated pressure : 0.8MPa
- Water proof degree : IPX4
- Down inlet/outlet
- Triple safety protection
- Triple power input mode
- 2 years warranty

### PRODUCT SIZE



Dia 30L & 50L : Ø416mm/Ø16.38inch

A - Length: (30L) 480mm/18.9inch (50L) 630mm/24.8inch

C - Inlet/Outlet Distance: 100 mm/3.94 inch

### TECHNICAL DATA

CODE	CAPACITY	POWER	VOLT/FREQUENCY
868821	30 Liter	1200+800 Watt	220V/50Hz
868822	50 Liter		

### FEATURES:

	Triple Power Input Selection		Thermal Cutout
	Digital Temperature Display		Blue Diamond Enamel Coating
	Luxurious Panel		Single Weld Line
	Adjustable Thermostat		Magnesium Anode
	Enamelled Inlet/outlet		Resistor MG Anode
	Whirflow 3 Technology		High Working Pressure
	Double Control Knob		Multifunctional Valve
	Down Inlet/outlet		Polyurethane Insulation

# MULTI-INSTALLATION TYPE GEYSER

---

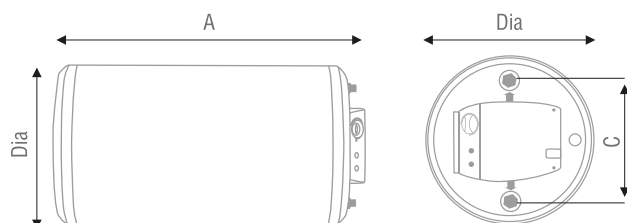




# MULTI-INSTALLATION TYPE GEYSER GLAMOUR



## PRODUCT SIZE



Dia (15L-70L)	: Ø381mm/Ø15inch
A - Length	: 15L-381mm/15inch
	25L-482mm/19inch
	35L-548mm/21.6inch
	45L-640mm/25.2inch
	55L-781mm/30.75inch
	70L-970mm/38.2inch

C - Inlet/Outlet Distance: 290 mm/11.42 inch

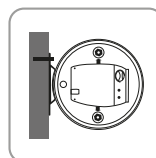
## TECHNICAL DATA

CODE	CAPACITY	POWER	VOLT/FREQUENCY
868687	15 Liter	2000 Watt	220V/50Hz
868688	25 Liter		
828764	35 Liter		
808197	45 Liter		
868689	55 Liter		
828763	70 Liter		

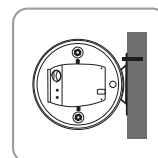
## SPECIFICATION:

- Temperature : Max 75°C
- Type : Multi installation
- IPX4 water proof
- Side inlet/outlet
- Adjustable water temperature
- Auto stop function
- Adjustable thermostat
- Made in bangladesh
- 2 years warranty

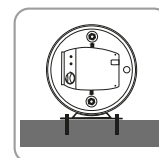
## MULTI-INSTALLATION:



Left Side Hanging  
(On Wall)



Right Side Hanging  
(On Wall)



Ground Mounting  
(On Floor)

## FEATURES:



Blue Diamond  
Enamel Coating



Triple Safety  
System



Magnesium  
Anode



Low Power  
Consumption



High Working  
Pressure



Thermal  
Cutout



Temperature  
Control Knob



Whirl flow  
Technology



Pilot Lamp



Multifunctional  
Valve



Enamelled  
Inlet/outlet



Polyurethane  
Insulation



Tri-Positional  
Installation



Recycling  
Parts

# CEILING/FLOOR MOUNTED TYPE GEYSER

---



# CEILING/FLOOR MOUNTED TYPE GEYSER

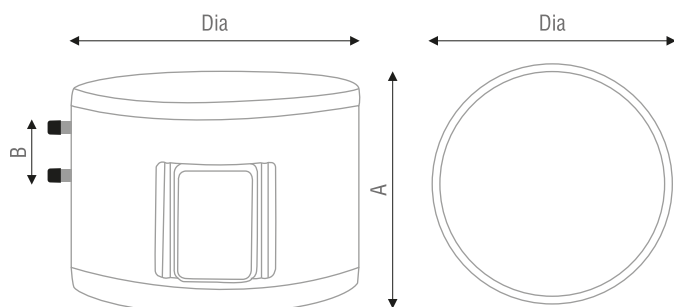
## GLORY



### SPECIFICATION:

- High quality heater made with 99.99% pure copper tube
- High quality PUF insulation
- Heavy duty inner tank
- Working pressure 7BAR (100PSI)
- Outer body made with SPCC 0.5mm with powder coating which is rust proof glossy & durable
- Heater automatically shuts off after reaching 70°C heat
- Made in Bangladesh
- 2 years warranty

### PRODUCT SIZE



Dia : Ø-457mm/Ø-18inch

A - Height : 305mm/12inch

B - Inlet/Outlet Distance: 100 mm/3.94 inch

### FEATURES:



Auto Stop  
After Warm



Low Power  
Consumption



Pilot Lamp



Polyurethane  
Insulation



Multifunctional  
Valve



High Working  
Pressure

### TECHNICAL DATA

CODE	CAPACITY	POWER	VOLT/FREQUENCY
868690	45 Liter/Hr	1500 Watt	220V/50Hz

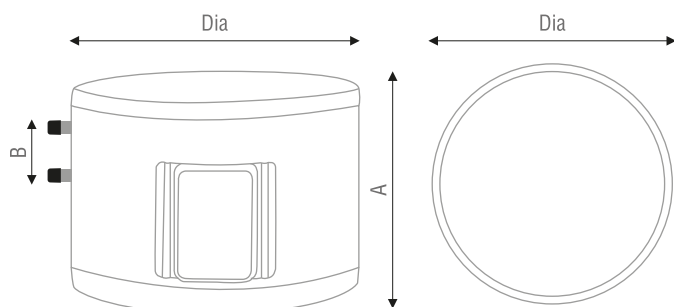
# CEILING/FLOOR MOUNTED TYPE GEYSER GLOSSY



## SPECIFICATION:

- Tank system water heater
- Heavy duty inner tank
- High quality PUF insulation
- Working pressure 7BAR
- Rust-proof body made with 201 grade non-magnetic SS sheet
- Adjustable water temperature
- Adjustable thermostat
- Heating element made by Italy
- Made in Bangladesh
- 2 years warranty

## PRODUCT SIZE



Dia (30L-90L) : Ø-457mm/Ø-18inch

A - Height : 30L-254mm/10inch  
45L-305mm/12inch  
67L-356mm/14inch  
90L-406mm/16inch

B - Inlet/Outlet Distance : 410 mm/16.14 inch

## FEATURES:



Auto Stop  
After Warm



Low Power  
Consumption



Pilot Lamp



Polyurethane  
Insulation



High Working  
Pressure

## TECHNICAL DATA

CODE	CAPACITY	POWER	VOLT/FREQUENCY
868120	30 Liter/Hr	1500 Watt	220V/50Hz
75430	45 Liter/Hr		
828551	67 Liter/Hr		
75431	90 Liter/Hr	2000 Watt	



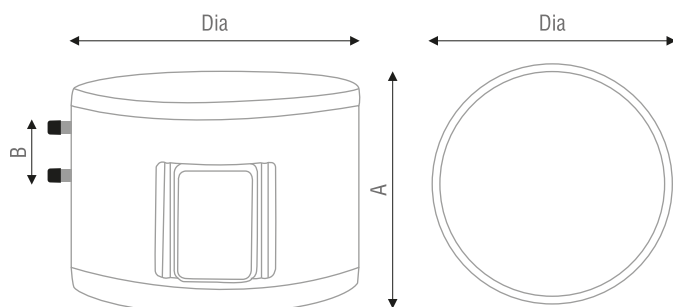
# CEILING/FLOOR MOUNTED TYPE GEYSER GLAZE



## SPECIFICATION:

- High quality heater made by 99.99% pure copper tube
- High quality PUF insulation
- 2mm thicker Heavy duty inner tank
- Working pressure 7bar (100PSI)
- Body made with high quality plastic so it remains rust-proof & durable
- Heater automatically shuts off after reaching 70°C heat to save your electricity bill

## PRODUCT SIZE



Dia : Ø-457mm/Ø-18inch

A - Height : 45L-305mm/12inch

B - Inlet/Outlet Distance : 100 mm/3.94 inch

## FEATURES:



Auto Stop  
After Warm



Low Power  
Consumption



Pilot Lamp



Polyurethane  
Insulation



High Working  
Pressure

## TECHNICAL DATA

CODE	CAPACITY	POWER	VOLT/FREQUENCY
828153	45 Liter/Hr	1500 Watt	220V/50Hz

# INSTANT GEYSER SWIFT



## SPECIFICATION:

- Watt : 3000W (3KW)
- Rated water temperature : 30°C to 75°C
- Rated pressure : 8 bar
- Water proof degree : IPX4
- Heating efficiency : >90%
- Cord wire : 16 Amp

## PRODUCT SIZE

Dia	: Ø-101.6mm/Ø-4 inch
A - Length	: 241mm/9.5 inch

## FEATURES:

- It saves valuable time along with electricity consumption
- Portable, easy to install, carry & installation cost saver
- Gives hot water within 5-10 seconds
- Dust proof, easy to clean
- Suitable for residential & commercial use
- You Can Install This Anywhere (Bathroom, Kitchen, Beauty Parlour, Hand wash, Basins, Cloth Washing, Factory & Limensis Washing etc.)

## TECHNICAL DATA

CODE	POWER	VOLT/FREQUENCY
960175	3000 Watt	220V/50Hz



Fast Heating



Pilot Lamp



High Working Pressure

# INSTANT WATER HEATER

---



# INSTANT WATER HEATER PRESTIGE DIGITAL



## SPECIFICATION:

- Heating element : Cast aluminium
- Electric current : 0-20.46a
- Hydraulic pressure : 0.02-0.6Mpa
- Waterproof degree : IPX4
- Rated water flow : 2-6L/min
- Over temperature protection : 55°C
- Panel material : ABS with led temperature display
- Small size & easy to install
- Hot water in just 5 seconds
- LED multi-functional display shows temperature setting with inlet outlet water temperature
- Dry heating & over heating protection
- Die-cast aluminium heating element ensures separation of water & electricity

## PRODUCT SIZE

A - Length	: 260mm/10.23inch
B - Width	: 80mm/3.15inch
C - Height	: 260mm/10.23inch

## TECHNICAL DATA

CODE	POWER	VOLT/FREQUENCY
868824	4-6 KW	220V/50Hz

## FEATURES:

	Triple Safety System		Temperature Control Knob
	Flip-Start Flow Switch		Thermal Cutout
	Double Function Thermostat		Multi Spray
	Electronic RCD Safety		



MISTY SPRAY



MAXI SPRAY



PULSATION JET

# INSTANT WATER HEATER COMFORT & LUXURY



## SPECIFICATION:

- Capacity : 6 ltr/min
- Electronic temperature control
- High impact resistant ABS body
- Copper heating element
- Suitable for both bathroom & kitchen
- Hot water in just 5 seconds
- Made in Malaysia

## PRODUCT SIZE

A - Length	: 240mm/9.45inch
B - Width	: 110mm/4.33inch
C - Height	: 360mm/14.17inch

## TECHNICAL DATA

CODE	MODEL	POWER	VOLT/FREQUENCY
808195	LUXURY	4.5 KW	220V/50Hz
808196	COMFORT		

## FEATURES:



Triple Safety System



Temperature Control Knob



Flip-Start Flow Switch



Thermal Cutout



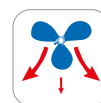
Double Function Thermostat



Multi Spray



Electronic RCD Safety



Shower Pressure Pump (for Luxury)



MISTY SPRAY



MISTY SPLASH



RINGO SPRAY



MAXI SPRAY



PULSATION JET



# DIGITAL SHOWER MIXER SPLASH



## SPECIFICATION:

- CE certification
- Water temp. range: 29~48°C,  $\pm 1^{\circ}\text{C}$
- Working water pressure: 0.05-0.6MPA
- Water flow: 15l/min
- Default temp. : 38°C with temp. Memory function
- Digital display, touch control button, color changing LED indicator
- Water temp. is saved on memory for next time using
- Water flow stops automatically in 2 seconds when temp. Higher than 50°C
- Without cold water inlet faucet stops water automatically
- Save 30% water and power

## PRODUCT SIZE

A - Length	: 167mm/6.57inch
B - Width	: 50mm/1.96inch
C - Height	: 100mm/3.94inch
D - Inlet/Outlet Distance:	100 mm/3.94 inch

## TECHNICAL DATA

CODE	VOLT/FREQUENCY
868823	220V/50Hz

## INSTALLATION



USE FOR THE GEYSER WITH 100MM DISTANCE  
BETWEEN THE COLD AND HOT WATER PIPE



A close-up, low-angle shot of a man's face and upper torso as he showers. He is looking up towards a chrome showerhead from which a powerful stream of water is spraying. The water droplets are frozen in mid-air, creating a dynamic and refreshing scene. The man has dark hair and a beard. The background is softly blurred, showing the interior of a shower stall with glass panels.

# HAVE A CHEERFUL SHOWER WITH RFL GEYSER & WATER HEATER

## THE HEALTH BENEFITS OF TAKING A HOT BATH

- IMPROVES BLOOD CIRCULATION
- OVER-STRETCHED MUSCLES, SMALL SPORTS INJURIES AND EVEN JOINT PAIN CAN BE RELIEVED
- LOWERS BLOOD PRESSURE
- CLEANS AND MOISTURIZES SKIN
- REDUCES HEADACHE AND IS A GREAT WAY TO REDUCE DAILY ANXIETIES
- ALLEVIATES THE SYMPTOMS OF FLU AND COUGH
- INFANTS AND ELDERLY PEOPLE HAVE SPECIAL HEALTH BENEFITS OF TAKING A HOT BATH



আর এফ এল

☎ 0800 777 7777

✉ [crd@prangroup.com](mailto:crd@prangroup.com)

🌐 [www.rflrmil.com](http://www.rflrmil.com)

🏠 105 Pragati Sarani, Middle Badda  
Dhaka-1212, Bangladesh